

# P0#1SF005636R-GBS-2104-G-023\_说明书

印色：CMYK

材质：105g哑粉纸

尺寸：128\*180mm ( 展开：256\*180mm )

## HUMHEALTH

### Body Scale



Model: GBS-2104-G

#### Contact Information

Company: Humworld Inc

Address: 29445 Beck Road Suite A-202-S Wixom, MI 48393

Distributed by: Humworld Inc

29445 Beck Road Suite A-202-S Wixom, MI 48393

version: 1.0

## PRODUCT GUIDE

# Table of Contents

<b>Symbol Meaning</b>	2
<b>Safety Information</b>	
Your Scale and Its Environment	3
Efficient Use of Your Scale	3
<b>Overview</b>	
Device Components	4
List	4
LCD Display	5
<b>Initial Start-Up</b>	
General Instructions	6
Insert Batteries and Pair-up	6
Select Measurement Unit	7
How to check and re-install the SIM card	7
<b>Start Measuring</b>	
Daily Measurement	8
<b>Troubleshooting</b>	
Error Prompt	9
When Measuring	10
<b>Specifications</b>	11
<b>Maintenance</b>	12
<b>Warranty</b>	12
<b>FCC Regulations</b>	13
<b>Appendix</b>	
Warning	14
EMC Guidance	14

# Symbol Meanings

The symbols below may be in the product guide, labeling or other component. They are the standard requirement of using.

	Refer to instruction manual/booklet To signify that the instruction manual/booklet must be read.		
	Serial Number		Date of Manufacture
	Direct Current		General symbol for recovery/recyclable
	Type BF applied part		Temperature limit
	Humidity limitation		Atmospheric pressure limitation
	Caution Indicates that caution is necessary when operating the device or control close to where the symbol is placed, or that the current situation needs operator awareness or operator action in order to avoid undesirable consequences.		The symbol indicates that the product should not be discarded as unsorted waste but must be sent to separate collection facilities for recovery and recycling.

## CAUTION

The Body Scale offers you a way to manage your health. Please be aware that this device is designed for children (10-17 years old) and adults' self-measuring. Any information provided by this device is in no way meant to treat, cure or prevent any disease or illness from happening.

The Body Scale is equipped with data transmission function. It may emit electromagnetic energy so as to perform its intended function. Nearby portable and mobile RF communications equipment can affect the performance of the device.

Portable and mobile RF communications equipment can affect the measuring accuracy of the Body Scale.

Kindly note that the use of accessories, transducers or cables other than those specified, with the exception of transducers and cables sold by the manufacturer as replacement parts for internal components, may result in increased EMISSIONS or decreased IMMUNITY of the device.

Be aware that misuse of electrical equipments can cause electric shock, burns, fire and other hazards. Please do not use the device in flammable gas environment.

Warning that the Body Scale should not be used adjacent to or stacked with other equipment.

The glass surface of the scale is type BF Applied part.

The device does not need to be calibrated in five years lifetime.

Do not touch the output of batteries when using the scale.

You can use this device to take your own measurement, no third-party operator is required.

Please use the device under the environment which is provided in the user manual. Otherwise, the performance and lifetime of the device will be impacted and reduced.

Store your device in a clean and dry place. Never place any heavy objects on it.

Dispose of accessories, detachable parts, and the device according to the local guidelines.

# Safety Information

Thank you for choosing Body Scale! Please read this manual thoroughly to know how to use your Body Scale safely and correctly. Keep the manual well for future reference.

## INDICATIONS FOR USE

- The Body Scale is intended for adults and children (10-17 years old) to measure weight at home.

## Your Scale and Its Environment

To ensure your safety as well as the service life of your scale, DO NOT use the scale:

- on the slippery floor such as tile floor,
- immediately after bath or with wet feet,
- near a cell phone or microwave oven.

## Avoid storage in the following locations:

- Where there is water.
- Where the device may be exposed to extreme temperatures, humidity, moisture, direct sunlight, dust, or salt air.
- Where there is risk of shock or drop.
- Where you store chemicals or full of corrosive gases.
- Where in reach of the infants or children.

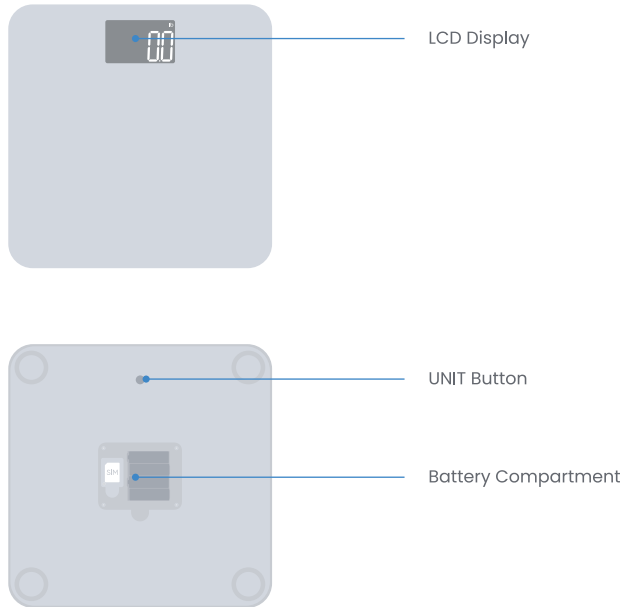
## Efficient Use of Your Scale

To ensure the accuracy of measurement, please follow below instructions when you start measurement.

- Place the scale on a flat, hard surface. Soft surface such as carpet will affect the performance of the scale.
- Start measurement at least two hours after getting up or dining.
- Avoid measurement immediately after strenuous exercise, sauna or bath, drinking, and dining.
- Always start measurement in the same time slot and on the same scale located on the same flat, hard surface.
- This device is not intended for use in an oxygen rich environment.
- Any information provided by this scale is in no way meant to treat, cure or prevent any disease or illness from happening. If in doubt, contact your physician.
- The device is designed for use in the home healthcare environment.

# Overview

## Device Components

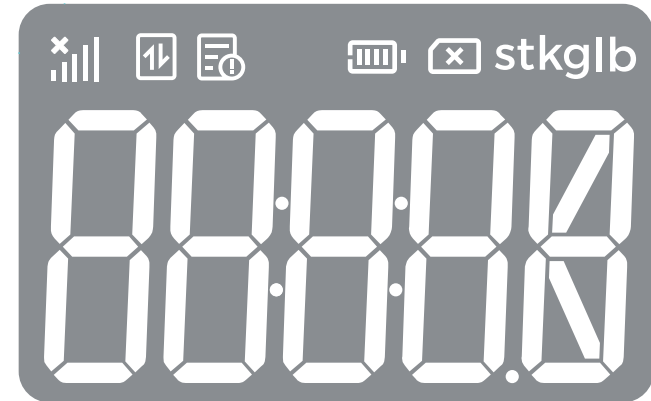


## List

1. Body Scale (GBS-2104-G)
2. Four AA-size Batteries (1.5V per each)
3. Product Guide
4. Quick Start Guide

# Overview

## LCD Display



kg	Kilogram	Signal strength icon	Signal symbol
st lb	Stone	Data transmitting icon	Data transmitting
lb	Pound	Data pending icon	Data pending to transmit to wireless wellness system
Battery symbol	Battery symbol	No SIM card icon	No SIM card information

# Initial Start-Up

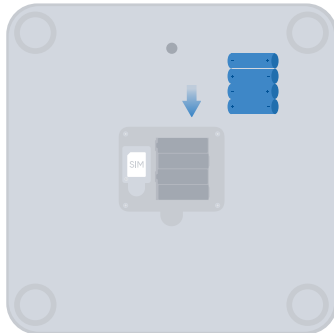
## General Instructions

Body Scale (GBS-2104-G) applies SENSE ON technology. It's not necessary to turn on or turn off the scale, just stand on the scale for measurement. It is delicate and trendy, convenient for using.

## Insert Batteries

- Open the battery door in the back of the scale.
- Insert the batteries (4 x 1.5V AA) according to the polarity indications marked inside the battery compartment.

\* The all digits will be shown on the LCD.



## CAUTION

- When symbol "⚡" blinks, the device will power off. Then you shall replace with a new set of batteries. Please replace all four batteries at the same time. Do NOT mix the old batteries with the new ones.
- Worn batteries are hazardous waste. Do NOT dispose of them together with the household garbage.
- Please refer to the local ordinances and recycling instructions regarding disposal of the worn batteries and scrapped device.
- Do not mix alkaline, standard (carbon-zinc), or rechargeable (Ni-Cd, Ni-MH, etc) batteries.
- If you do not intend to use this unit for a prolonged period of time, it is advisable to remove the batteries before storing.
- Use the scale three times a day, and the lifetime of battery is one year.

## Select Measurement Unit

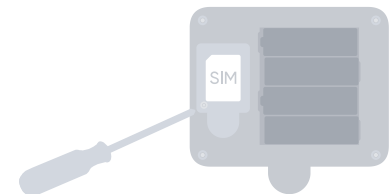
The unit switch button is on the back of the scale. The default measurement unit is "lb". You may press the button to choose among "pound", "kilogram" and "stone". Lay down the scale on the ground and it will turn off in 10s.



## How to check and re-install the SIM card

Flip your scale over to find the SIM card compartment door inside the battery compartment with wording "SIM". Open the SIM card door with a screwdriver and then you can check and re-install the SIM card.

DO NOT enable it when it is not necessary!  
DO NOT replace it with other SIM card!



# Daily Measurement

- With original SENSE ON patent technology, the scale will automatically switch on as you step on the platform barefooted.



- Stand still and keep full contact with the scale, the weight data on the LCD will blink twice, then the weight is locked. Then the scale automatically connected to the internet.



- If the scale automatically connected fails, "No signal" will be displayed.



- After connecting to internet, the weight data will be transmitted. When data is successfully transmitted, "OK" will be displayed and digit "OK" appears.



- If the data transfer fails, "Error" will be displayed.



# Troubleshooting

## Error Prompt

Symbol & Code	Description	How to solve
	Overload.	Retake measurement. If the issue persists, please check if your weight is out of measurement range (11 lb to 440 lb / 5 kg to 200 kg / 0 st : 11 lb to 31 st : 1 lb)
	SIM error.	Check and re-install the SIM card. If the issue persists, contact customer support.
	No signal.	1. Move the scale to a strong signal place. 2. Contact customer support.
	Hardware error (such as the communication between the MCU and the module is abnormal.)	Retake measurement. If the issue persists, contact customer support.
	Data transmission error	Move to another area, preferably closer to a window. Use the device at a location where you get strong cellular signal with your mobile phone.
	No cellular coverage or Cellular connection error	Move to another area, preferably closer to a window. Use the device at a location where you get strong cellular signal with your mobile phone.
	The pre-loaded SIM card is replaced or the SIM service subscription suspended / terminated.	Make sure the SIM card in the device is the original one pre-loaded. DO NOT replace it by yourself. If the issue persists, contact customer support.
	Server connection error	Move to another area, preferably closer to a window, try again. Use the device at a location where you get strong cellular signal with your mobile phone. If the issue persists, contact customer support.
	Certificate error	Contact customer support.
	Hardware error	Retake measurement. If the issue persists, contact customer support.

# Troubleshooting

## When Measuring ...

Problem	Root Cause	Solution
No display on LCD when the device powers on	Batteries not yet installed	Install the batteries. (Please refer to Insert the Battery)
	Worn batteries	Replace all four batteries at the same time. Please purchase the authorized batteries for replacement
The device powers off automatically	Worn batteries	Replace all four batteries at the same time. Please purchase the authorized batteries for replacement

## About the Accuracy of This Product

- This product passes strict inspection before delivery and therefore its accuracy is guaranteed by the manufacturer. Please refer to the above table for the descriptions on accuracy.
- This product is specially designed for Body Scale as well as weight measurement. It should NOT be used by anyone during the process of transaction for verification of goods' weight.

# Specifications

Product Name	Body Scale
Dimension	Approx 320x320x28.5 mm
Net Weight	Approximately 2.16 kg (Excluding the drycells)
Display	Digital LCD
Measurement Unit	Pound / Kilogram / Stone
Measurement Range	11 lb to 440 lb / 5 kg to 200 kg / 0 st : 11 lb to 31 st : 1 lb
Division	0.1 kg / 0.2 lb
Accuracy	50 ± 0.2 kg; 100 ± 0.3 kg; 150 ± 0.4 kg; 200 ± 0.5 kg;
Working Environment	Temperature: 41°F to 104°F    Relative Humidity: ≤90% RH Atmospheric pressure: 860 hPa to 1060 hPa
Storage Environment	Temperature: -4°F to 140°F    Relative Humidity: ≤90% RH Atmospheric pressure: 500 hPa to 1060 hPa
Power Source	6V (Four AA-size Batteries)
Auto-ON	SENSE ON technology
Auto-OFF	About 10 seconds while showing 0.0
Accessories	1. Four AA-size Batteries 2. Product Guide 3. Quick Start Guide
Mode of Operation	Continuous Operation
Protection Against Ingress of Water	IP21 (The first number 2: Protected against solid foreign objects of 12.5 mm $\Phi$ and greater. The second number 1: Protection against vertically falling water drops.)
Degree of protection	Type BF applied part

# Maintenance

When carrying out usual maintenance, please ensure practice of the following Do's and Don'ts:

- Clean the device after use.
- DO use a dry soft cloth to wipe the dust.
- DO use a wet soft cloth, dipped into water and wrung out, to wipe the dirt. Then use a dry soft cloth to dry up the device.
- DON'T wash the device with water or immerse it in water.
- DON'T use propellant, abrasive or other chemicals to wipe the dirt in avoidance of discolor or malfunction.
- Do not attempt to repair the device or replace components (e.g., transducers, LCD, etc.) by yourself. If you suspect incorrect operation, contact customer support for further assistance. At the request of authorized service personnel, circuit diagrams, component part lists, descriptions, and calibration procedures will be made available by the manufacturer or distributor.
- Do Not disassemble this device. If you have problems, contact customer support (Please refer to the section of "Warranty" for customer support information)
- No service and maintenance while in use.

## Warranty

- warrants its products free of defects in materials and workmanship in normal use for a period of TWO years from the date of retail purchase.
- This warranty does NOT cover damages caused by misuse or abuse, including but not limited to:  
Failure caused by unauthorized repairs or modifications;  
Damage caused by shock or drop during transportation;  
Failure caused by improper operation inconsistent with the instructions stated in this user manual;  
Malfunction or damage from failure to provide the recommended maintenance;  
Damage caused by improper use of power supply.

# FCC Regulations

## FCC User Guide Information

### Radio Frequency Interface Requirements – FCC

Note: This equipment has been tested and found to comply with the limits for a Class B digital device, pursuant to Part 15 of the FCC rules. These limits are designed to provide reasonable protection against harmful interference in a residential installation. This equipment generates, uses and can radiate radio frequency energy and, if not installed and used in accordance with the instructions, may cause harmful interference to radio communications. However there is no guarantee that interference will not occur in a particular installation. If this equipment does cause harmful interference to radio or television reception, which can be determined by turning the equipment off and on, the user is encouraged to try to correct the interference by one or more of the following measures:

- Reorient or relocate the receiving antenna;
- Increase the separation between the equipment and receiver;
- Connect the equipment into an outlet on a circuit different from that to which the receiver is connected;
- Consult the dealer or an experienced radio / TV technician for help.

### Radio Transmitters (Part 15)

This device complies with Part 15 of the FCC Rules. Operation is subject to the following two conditions: (1) this device may not cause harmful interference, and (2) this device must accept any interference received, including interference that may cause undesired operation. Changes or modifications not expressly approved by the party responsible for compliance could void the user's authority to operate the equipment.

## FCC SAR statement

This equipment complies with FCC radiation exposure limits set forth for an uncontrolled environment.

End user must follow the specific operating instructions for satisfying RF exposure compliance. This transmitter must not be co-located or operating in conjunction with any other antenna or transmitter.

The portable device is designed to meet the requirements for exposure to radio waves established by the Federal Communications Commission (USA).

These requirements set a SAR limit of 4.0 W/kg averaged over one gram of tissue.

The highest SAR value reported under this standard during product certification for use when properly worn on the extremity (hands/feet/ankle/wrist).



# Appendix

## Warning

The ME EQUIPMENT or ME SYSTEM is suitable for home healthcare environments.

- Warning: Don't near active HF surgical equipment and the RF shielded room of an ME system for magnetic resonance imaging, where the intensity of EM disturbances is high.
- Warning: Use of this equipment adjacent to or stacked with other equipment should be avoided because it could result in improper operation. If such use is necessary, this equipment and the other equipment should be observed to verify that they are operating normally.
- Warning: Use of accessories, transducers and cables other than those specified or provided by the manufacturer of this equipment could result in increased electromagnetic emissions or decreased electromagnetic immunity of this equipment and result in improper operation.
- Warning: Portable RF communications equipment (including peripherals such as antenna cables and external antennas) should be used no closer than 30 cm (12 inches) to any part of the Body Scale, including cables specified by the manufacturer. Otherwise, degradation of the performance of this equipment could result.

## EMC Guidance

Guidance and manufacturer's declaration—electromagnetic emissions and Immunity.

Table 1

Guidance and manufacturer's declaration – electromagnetic emissions	
Emissions test	Compliance
RF emissions CISPR 11	Group 1
RF emissions CISPR 11	Class B
Harmonic emissions IEC 61000-3-2	Not applicable
Voltage fluctuations/flicker emissions IEC 61000-3-3	Not applicable

# Appendix

Table 2

Guidance and manufacturer's declaration—electromagnetic immunity		
Immunity Test	IEC 60601-1-2 Test level	Compliance level
Electrostatic discharge (ESD) IEC 61000-4-2	±8 kV contact ±2 kV, ±4 kV, ±8 kV, ±15 kV air	±8 kV contact ±2 kV, ±4 kV, ±8 kV, ±15 kV air
Electrical fast transient/burst IEC 61000-4-4	Not applicable	Not applicable
Surge IEC 61000-4-5	Not applicable	Not applicable
Voltage dips, short interruptions and voltage variations on power supply input lines IEC 61000-4-11	Not applicable	Not applicable
Power frequency magnetic field IEC 61000-4-8	30 A/m 50 Hz/60 Hz	30 A/m 50 Hz/60 Hz
Conducted RF IEC 61000-4-8	Not applicable	Not applicable
Radiated RF IEC 61000-4-3	10 V/m 80 MHz-2.7 GHz 80% AM at 1 kHz	10 V/m 80 MHz-2.7 GHz 80% AM at 1 kHz
NOTE U T is the a.c. mains voltage prior to application of test level		

# Appendix

Table 3

Guidance and manufacturer's declaration – electromagnetic immunity								
Radiated RF IEC61000-4-3 (Test specifications for ENCLOSURE PORT IMMUNITY to RF wireless communications equipment)	Test Frequency (MHz)	Band (MHz)	Service	Modulation	Maximum Power (W)	Distance (m)	IEC 60601-1-2 Test Level (V/m)	Compliance level (V/m)
	385	380-390	TETRA 400	Pulse modulation 18 Hz	1.8	0.3	27	27
	450	430-470	GMRS 460, FRS 460	FM ±5k Hz deviation 1 kHz sine	2	0.3	28	28
	710	704-787	LTE Band 13, 17	Pulse modulation 217 Hz	0.2	0.3	9	9
	745							
	780							
	810	800-960	GSM 800/900, TETRA 800, iDEN 820, CDMA 850, LTE Band 5	Pulse modulation 18 Hz	2	0.3	28	28
	870							
	930							
	1720	1700-1990	GSM 1800; CDMA 1900; GSM 1900; DECT; LTE Band 1, 3, 4, 25; UMTS	Pulse modulation 217 Hz	2	0.3	28	28
	1845							
	1970							
	2450	2400-2570	Bluetooth, WLAN, 802.11 b/g/n, RFID 2450, LTE Band 7	Pulse modulation 217 Hz	2	0.3	28	28
	5240	5100-5800	WLAN, 802.11 a/n	Pulse modulation 217 Hz	0.2	0.3	9	9
	5500							
	5785							